








Pre Manufactured Community Commercial Members

Logo	Name	Contact Information	Producer Type	Specialization	Description
	KAT Industries, INC	POC: Clint Algood 5209 SW 23rd St Oklahoma City, OK 73118 Phone: (405)-702-1387 Email: clinta@katmachine.com	Steel	Above Ground Safe Rooms	"Tuffy Mobile Storm Shelter" The Tuffy was designed on a skid mounted platform for commercial use in the Oil Field Service Industry. This mobile safe room can protect oil field workers on remote drilling locations from E-5 tornadoes Dimensions: 10' wide x 20' long x 7'2 tall Commercial Rated for 15 occupants
	Macon Septic Systems, Inc.	POC: Galen Schrock 17932 Highway 45 Macon, MS 39341 Phone: (662) 726-2300 Email: galen@maconseptic.com Website: www.maconseptic.com	Concrete	Above Ground Safe Rooms	Our larger model safe room qualifies for "Other Residential" or smaller occupancy commercial use such as for small businesses Occupants 8 Outside Dimensions: 8'-6" WIDE x 10'-0" LONG x 7'-6" TALL The footprint of this safe room can be utilized for commercial situations where multiple smaller safe rooms are preferred to one larger more expensive shelter.
	Miami Nation Stronghold, LLC	POC: Karen Olsen 1845 S. State HWY MM Springfield, MO 65802 Phone: (417) 725-0055 Email: karen@strongholdsaferooms.com Website: http://stronghold.mn-e.com/	Steel	Above Ground Safe Rooms	Commercial / Community shelters are designed with large capacities in mind. Following the strict guidelines set out by NSSA/ICC-500 and additionally the FEMA P361 guidelines, our shelters are designed and wind engineered to withstand in excess of an E-F5 Tornado. With sizes ranging as small as 3'x5'x6'4" all the way up to 8'x24'x7'4" we have you and your business covered. <ul style="list-style-type: none"> • 35" door weighing 250+ lbs. • 3 Hinges supporting over 1,000 lbs. each • 3/16" thick steel construction 3 one inch steel door latches (takes 48,000 lbs. to bend & 63,000 lbs. to break)
	Norwalk Concrete Industries	POC: John Lendrum 80 Commerce Drive Norwalk, OH 44857 Phone: (419) 668-8167 Email: jlendrum@nciprecast.com Website: www.nciprecast.com	Concrete	Above Ground Safe Rooms	Our larger model safe room qualifies for "Other Residential" or smaller occupancy commercial use such as for small businesses. Occupants 7 Inside Dimensions: 6'-0" WIDE x 6'-0" LONG x 7'-0" TALL Outside Dimensions: 7'-0" WIDE x 7'-0" LONG x 8'-8" TALL (Approximate size) - Larger Sizes Available!
	Protection Shelters LLC	POC: Chris Baalman PO Box 9091 Wichita, KS 67277 Phone: (316) 722-4499 Email: chris@protectionshelters.com Website: www.protectionshelters.com	Concrete, Steel, Custom	Above Ground Safe Rooms & Below Ground Safe Rooms	Above Ground Safe Rooms You need protection not only at home, but also at work. Protection Shelters builds storm shelters for the masses from apartment complexes to businesses to boy scouts camps Custom Steel safe rooms can be constructed in your business, or in existing structures to meet occupancy ratings for commercial use based on 5 sq./ft. per person. Concrete safe rooms come in standard sizes from 6'X8' to 10'X24'. They can be custom designed and built with 8" concrete wall thickness to meet any business size or use required. Below Ground Safe Rooms Steel underground safe rooms come in a standard 6'X6' and 6'X8', but can be custom ordered to meet your business requirements.
	Red Dog Mobile Shelters, LLC	POC: Caleb Epley, Operations Manager 5543 Edmonson Pike, Suite 76 Nashville, TN 37211 Phone: (806) 370-3711 Email: caleb@reddogshelters.com Website: www.reddogprotects.com	Steel, Custom	Above Ground Safe Rooms	MOBILE ABOVE GROUND "BLAST RESISTANT" TORNADO SAFE ROOMS Red Dog Shelters' Big Dog blast-resistant tornado shelter provides protection for up to 32 workers. The Big Dog is aerodynamically stabilized, so no mechanical anchoring is needed. The Big Dog can withstand a 1,000,000 pound top-side dead load, making it the strongest mobile blast-resistant module available. Perfect for the critical safety requirements, at Oil Field drill sites. The Tow Dog! The Tow Dog can easily be pulled by any ¾ ton truck and provides the ultimate safety/security for up to 12 adults. The Tow Dog is aerodynamically anchored (no mechanical anchoring is needed) and uses the force of the wind to firmly secure itself to the ground.

 <p>SAFE SHEDS INC When Your Life Depends On It</p>	<p>Safe Sheds, Inc.</p>	<p>POC: Cheryl Shetley 1003 S Maple Salem, IL 62881 Phone: (888) 556-1531 Email: support@safesheds.com Website: www.safesheds.com</p>	<p>Concrete</p>	<p>Above Ground Safe Rooms</p>	<p>Hundreds of commercial customers have selected our 8' x 10' precast concrete storm shelter because it's quick to install and can be placed in any location. Because this tornado shelter can be set within 2' of existing structures, it is ideal for installing near exit doors. It's durable, low maintenance construction makes is perfect for placement in remote locations.</p> <p>*Commercial shelters include an option for a small chemical toilet, first aid kit, and fire extinguisher to meet FEMA Pub. 361.</p> <p>Occupants 8 Outside Dimensions: 8' WIDE x 10'- LONG x 6'-8" TALL</p>
 <p>STORMBOX COMMUNITY SAFE ROOMS</p>	<p>StormBox, LLC</p>	<p>POC: Maria Hahn PO Box 903 Sealy, TX 77474 Phone: (979) 398-9090 Email: maria@stormbox.com Website: www.stormbox.com</p>	<p>Steel</p>	<p>Above Ground Safe Rooms</p>	<p>STORMBOX Sizes</p> <ul style="list-style-type: none"> - 14 person 8' x 10' - 32 person 8' x 20' - 49 person 8' x 40' <p>• Serving Industry, Schools, Health Care Providers and Municipalities • Outstanding Reputation – Fully Insured and Bonded • Permanent Installations and Portable Units Patent-Pending Design</p>
 <p>SURVIVE-A-STORM SHELTERS</p>	<p>Survive-A-Storm</p>	<p>POC: Kaitlin Parramore 1207 Sunset Drive Thomasville, GA 31792 Phone: (888) 360-1492 Email: kaitlin@survive-a-storm.com Website: www.survive-a-storm.com</p> <p>Speak with a dedicated Community/Commercial Sales Engineer Toll Free: (855)733-1413</p>	<p>Steel</p>	<p>Above Ground Safe Rooms & Below Ground Safe Rooms</p>	<p>Quonset Style Above Ground Safe Rooms - Survive-a-Storm Quonset Style above ground community tornado safe rooms are a mainstay of our business. We have installed these versatile structures throughout tornado alley. Rated to with-stand an EF5 tornado, these shelters are prefabricated from quarter-inch cold rolled steel at our factory in Thomasville, Georgia and shipped.</p> <p>Quonset Style Below Ground Safe Rooms - The Survive-a-Storm Storm Shelters line of underground community tornado shelters is ideally suited for protecting between 25 and 459 occupants from the devastating effects of 250 MPH EF5 tornado winds. Designing, engineering, fabricating, transporting, and installing underground com-munity tornado shelters is no easy feat-which is why we are the only company in the world that specializes in building these unique structure</p>
 <p>Tornado Alley A-R-M-O-R SAFE ROOMS</p>	<p>Tornado Alley Armor</p>	<p>POC: Leslie & Monty McGee • Showroom and Main Office 9300 Broken Arrow Expressway, Ste B Tulsa, OK 74145 Phone: (855) 552-7667 • Showroom 1218 N Belt Line Rd. Irving, TX 75061 Phone: (469)429-7889 Email: sales@torandoalleyarmor.com Website: www.torandoalleyarmor.com</p>	<p>Steel</p>	<p>Above Ground Safe Rooms</p>	<p>There are additional design requirements and costs for community safe rooms that are not required for small group or private safe rooms. It is sometimes a more cost effective solution to consider a greater number of small group safe rooms than a few larger ones. The smaller units may be arranged in a "battery" configura-tion in close proximity to each other or distributed strategically around larger sites to minimize the average required distance to safety. Give us a call if you have a large number of people to protect!</p> <ul style="list-style-type: none"> • PROTECTOR - 9 Person, 6'-10" x 6'-10" x 6'-8" tall • PALADIN - 12 Person, 9'-0" x 6'-10." x 6'-8" tall • FORTRESS - 25 Person, 6'-10" x 11'-2" x 6'-8" tall
 <p>Vaughn concrete products, inc.</p>	<p>Vaughn Concrete Products, Inc.</p>	<p>4 Locations:</p> <p>10021 Amarillo Blvd E, Amarillo, TX 79108 Phone: (806)374-3747</p> <p>4419 Wagon Wheel Rd. Roxana, IL 62084 Phone: (877)827-8255</p> <p>12650 Tucson St. Henderson, CO 80640 Phone: (303)659-3747</p> <p>2671 S Greeley Hwy Cheyenne, WY 82007 Phone: (307) 634-0695</p> <p>Email: storm@vcpinc.net Website: www.vaughnconcreteproducts.com</p>	<p>Concrete</p>	<p>Above Ground Safe Rooms</p>	<p>Our Community Safe Rooms are perfect for protecting people near city parks, golf courses, oil field sites, open space in subdivisions, trailer parks, campgrounds, office buildings, churches, shops, or anywhere people may gather! Stand Alone Models include:</p> <ul style="list-style-type: none"> 12 person, 10' x 10' x 7' 34 person, 10' x 20' x 7' • (2) Steel doors certified to meet NSSA Standard • Steel deflector plates over the (10) 6" duct terminators for vents • (1) Portable toilet with privacy screen • (4) Flashlights for emergency lighting • Decal on 1 door with our comany name, storm type, design wind speed and the capacity of the shelter • Hazard recognition letters mounted to inside wall of shelter adjacent to each door.
 <p>WIESER CONCRETE PRECAST CONCRETE SPECIALISTS</p>	<p>Wieser Concrete</p>	<p>Andy Wieser W3716 US Hwy 10 Maiden Rock, WI 54750 Phone: (800) 325-8456</p> <p>Mark Wieser 815 Riley Rd. Portage, WI 53901 Phone: (800) 362-7220</p> <p>Drew Wieser 4419 Wagon Wheel Road Roxana, IL 62084 Phone: (618) 251-9210 Email: dreww@wieserconcrete.com Website: wieserconcrete.com</p>	<p>Concrete</p>	<p>Above Ground Safe Rooms</p>	<p>Community/Commercial Applications for our Safe Rooms</p> <ul style="list-style-type: none"> • Rural worksites for Highway Departments, Wind Farms, Oil Field Offices or other remote construction sites • Businesses and manufacturing plants can use smaller size unit in multiple locations <p>12 Person Safe Room with 6" Concrete Base Approximate Inside Dimensions: 6'-0" Wide x 6'-0" Long 7'-0" Tall Approximate Outside Dimensions: 7'-0" Wide x 7'-0" Long x 8'-8" Tall</p> <p>34 Person Safe Room with 6" Concrete Base Approximate Inside Dimensions: 10'-0" Wide x 20'-0" Long x 7'-0" Tall Approximate Outside Dimensions: 11'-0" Wide x 21'-0" Long x 8'-4" Tall</p>